



RP-D10 / RP-E10 SERIES POS PRINTER



SOPHISTICATED RECEIPT PRINTING SOLUTIONS

FEATURES RP-D10 AND RP-E10 SERIES

COMPACT

With a stylish 129 mm-cube design, RP-D and RP-E series printers offer one of the smallest footprints available, to free up valuable space at the point-of-sale.



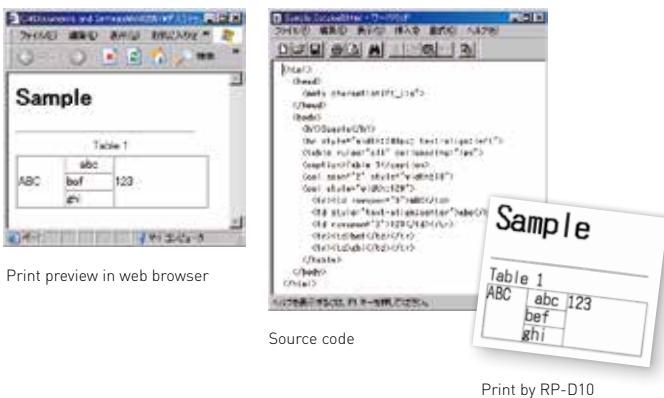
COMMAND SET

ESC/POS

Industry standard ESC/POS commands are supported to facilitate programming.

Markup language

Mark-up language is also supported, with web based "print preview" functionality, for a more intuitive receipt configuration process.



RP-E10/RP-D10 SOFTWARE TOOLS

Convenient software tools available for assisting application development.



Utility soft (Build on the Windows® driver) Memory SW setting, LOG management, USB serial ID setting, NV image registration, Code page registration

FLEXIBLE

Dual top and front-access configuration options give you more installation flexibility, including the ability to slide a printer under the counter. And, an optional wall-mount kit combined with IPx1 certification for dripping water protection make front-exit setting highly suitable for kitchen printing applications.

Example of installation



CUTTER

The anti-jamming cutter design ensures greater safety and easier maintenance by automatically returning the cutter to the "home" position when the paper cover is opened.

FEATURES RP-D10 SERIES

FOUR IN ONE

DUAL TOP-EXIT AND FRONT-EXIT OPTIONS ARE AVAILABLE IN ONE MODEL

Dropping water protection (IEC60529 IPX1 level) with front-exit setting.



Dual paper width 2"(58mm) and 3"(80mm)

With the provided paper guide, 2" paper can be used in addition to standard 3" paper.



iOS/ANDROID™/WINDOWS® & BLUETOOTH®

With the stylish and compact design, RP series performs a key role in smart device POS system. The Bluetooth® interface and software SDK for Android™, Windows®, Linux, and iOS devices provide a best solution for your system.



Sample app and utilities are available in the appropriate app store.

"Made for iPod", "Made for iPhone", "Made for iPad" mean that an electronic accessory has been designed to connect specifically to iPod, iPhone and iPad respectively, and has been certified by the developer to meet Apple performance standards. Apple is not responsible for the operation of this device or its compliance with safety and regulatory standards.

PRINTING MODES

The RP-D gives you the option to choose from 4 different speed modes.

Mode 1. High speed mode

Print up to 200mm/s

Mode 2. Mid speed (quieter) mode

Print up to 180mm/s

Mode 3. Variable speed mode

Printing speed automatically adjusts to optimize for each specific output. With this setting, text is automatically generated at high speed, while graphics, such as logos or bar codes, are produced at a lower speed to emphasize higher printing quality.

*This setting is available when operating in "standard" mode only (not in page mode).

Mode 4. Low speed mode

Emphasizes high quality printing for graphics output.




High quality

High speed

High quality

Top space reduced to 2mm

The blank space at the top of receipts can be reduced to 2 mm by sending the "backward feed" command.



Normalprint

Print with back-feed command

Printing size reduced

Paper consumption can also be easily lowered using the Windows driver by converting from 80 mm to 58 mm paper width. As an alternative, the size of the original image can also be reduced by 75%, to further decrease the overall paper consumption.



Energy saving



The RP-D10 is INTERNATIONAL ENERGY STAR® qualified and is the most energy efficient in its class.

FEATURES RP-E10 SERIES

High Speed

At 350 mm/second, RP-E series printers give you unmatched performance, as measured by print speed and overall throughput time.

Print speed comparison

SII	350mm/s
Competitor A	300mm/s
Competitor B	300mm/s
Competitor C	250mm/s

Throughput speed comparison

SII	10.45 sec
Competitor A	15.22 sec
Competitor B	20.11 sec
Competitor C	15.80 sec




*Test conditions:
 • USB interface
 • 80mm paper setting
 • 10 printouts
 • Using displayed receipt, created in Windows Paint.

Minimize paper usage

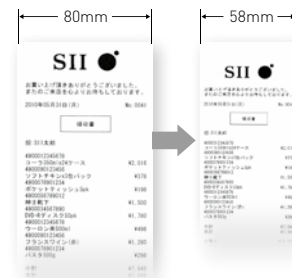
Top space reduced to 3mm

The blank space at the top of receipts can be reduced to 3 mm by sending the “backward feed” command.



Printing size reduced

Paper consumption can also be easily reduced using the Windows driver by converting from 80 mm to 58 mm paper width. As an alternative, the size of the original image can also be reduced by 75%, to further reduce paper consumption.



High Printing Quality

The ratio of printing quality to printing speed is available in four modes.

Mode 1. High speed mode

Print up to 350mm/s

Mode 2. Mid speed (quieter) mode

Print up to 280mm/s

Mode 3. Variable speed mode

Printing speed automatically adjusts to optimize for each specific output. With this setting, text is automatically generated at high speed, while graphics, such as a logos or bar codes, are produced at a lower speed to emphasize higher printing quality.



*This setting is available when operating in “standard” mode only (not in page mode)

Mode 4. Low speed mode

Emphasizes high quality printing for graphics output.

LED off during standby

The power consumption can be reduced by turning off the LED light during standby.

Ultra thin paper

Using ultra-thin SII-qualified paper (53 μm) automatically helps save natural resources.


RP-E10 DISPLAY

Stand-by mode

Selectable color options include green, blue, aqua, and off (for lower power consumption).

Error status

Error notifications are displayed in yellow, purple, and red, using various flashing patterns. An optional buzzer sound is also available with variable settings to enhance error notifications.



DESCRIPTION OF MODELS AND ACCESSORIES

RP-D10 Series

Interface	Model (White)	Model (Black)
USB	RP-D10-W27J1-U	RP-D10-K27J1-U
Serial	RP-D10-W27J1-S	RP-D10-K27J1-S
Ethernet	RP-D10-W27J1-E	RP-D10-K27J1-E
Bluetooth	RP-D10-W27J2-BT	RP-D10-K27J2-BT

RP-E10 / RP-E11 Series

Interface	Model (White)	Model (Black)
USB, top exit	RP-E10-W3FJ1-U	RP-E10-K3FJ1-U
Serial, top exit	RP-E10-W3FJ1-S	RP-E10-K3FJ1-S
Ethernet, top exit	RP-E10-W3FJ1-E	RP-E10-K3FJ1-E
USB, front exit	RP-E11-W3FJ1-U	RP-E11-K3FJ1-U
Serial, front exit	RP-E11-W3FJ1-S	RP-E11-K3FJ1-S
Ethernet, front exit	RP-E11-W3FJ1-E	RP-E11-K3FJ1-E

Accessories	Part	Remark
AC adapter	PW-E2427-W1	53x115x38mm
AC cable (EU)	CB-CE04-20A	approx. 2.0m
AC cable (UK)	CB-UK03-20A	approx. 2.0m
USB cable	IFC-U02-2	approx. 1.8m
Serial cable	IFC-S02-2	approx. 1.8m
Powered USB cable	IFC-V01-1	approx. 1.8m
Wall-mount kit	WLK-B01-1	for front exit models
Back Plate	BCP-A01-W	white color
Back Plate	BCP-A01-K	black color
Thermal paper	MM80-80-80	80mm paper width

Interface

USB, Serial and Ethernet interfaces are available for RP-D and RP-E Series.



USB



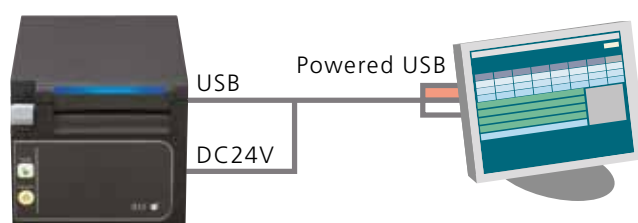
Serial



Ethernet

Powered USB

Power is supplied by the host to the printer via a Powered USB cable (and standard USB interface). Here high speed printing is maintained with the SII's dynamic division drive control.



RP-D10/RP-E10 SERIES

- Dual purpose: Paper top-exit and front-exit (IPx1)
- Compact cube: 129mm × 129mm × 129mm
- RP-E10: max. printing speed 350mm/s
- RP-D10: ENERGY STAR® compliant
- Paper saving: several options to reduce paper consumption
- Wide variety of driver and utility software suite



Model	RP-D10	RP-E10	
Printing	Method	Thermal line dot printing	Thermal line dot printing
	Number of dots/line	576	576
	Resolution (dots/mm)	203 (8 dots / mm)	203 (8 dots / mm)
	Paper width (mm)	58 ⁺⁰ ₋₁ / 80 ⁺⁰ ₋₁	58 ⁺⁰ ₋₁ / 80 ⁺⁰ ₋₁
	Printing width (mm)	54 / 72	54 / 72
	Speed (mm/sec) max	200	350
	Outside diameter of paper roll (mm) max	ø 83	ø 83
	Inside diameter of paper roll (mm)	ø 12	ø 12
	Character matrix (H×W dots)	24 × 12, 24 × 24, 16 × 8, 16 × 16	24 × 12, 24 × 24, 16 × 8, 16 × 16
Character dimensions (H×W mm)	3.0 × 1.5, 3.0 × 3.0, 2.0 × 1.0, 2.0 × 2.0	3.0 × 1.5, 3.0 × 3.0, 2.0 × 1.0, 2.0 × 2.0	
Type of Paper	Roll paper	Roll paper, Timing mark roll paper	
Character type	Code page: 14pages, Optional font, Downloaded character, User-defined character, JIS 1&2 level kanji, Special character	Code page: 14pages, Optional font, Downloaded character, User-defined character, JIS 1&2 level kanji, Special character	
Bar code	UPC-A/E, JAN (EAN) 8/13, ITF, CODE39, CODABAR, CODE93, CODE128, PDF417, QR Code	UPC-A/E, JAN (EAN) 8/13, ITF, CODE39, CODABAR, CODE93, CODE128, PDF417, QR Code	
Power supply (V)	Specified AC adapter, External power (DC24V +/- 5%)	Specified AC adapter, External power (DC24V +/- 5%)	
Communication interface	Serial, USB, Ethernet, BT	Serial, USB, Ethernet	
Input buffer	4k bytes	16k bytes	
Command	ESC/POS™ conformity, Markup Language	ESC/POS™ conformity, Markup Language	
Cutting	Methods	Slide type	Slide type
	Cutting type	Full cut, Partial cut (Leave center point)	Full cut, Partial cut (Leave center point)
Operating temperature (°C)	5 to 45	5 to 45	
Service life (km)	Abrasion resistance (km)	100 ^{*1}	150 ^{*1}
	Paper cutting (cut)	1,500,000 ^{*2}	2,000,000 ^{*2}
Dimensions (W×D×H mm)	129.0 × 129.0 × 129.0 ^{*3}	129.0 × 129.0 × 129.0 ^{*3}	
Mass (g)	Approx. 850	Approx. 1300	
Standard	FCC, CE, VCCI, etc.	FCC, CE, VCCI, RCM	
Option	Wall mounting kit, Back plate	Wall mounting kit, Back plate	
Cash drawer	2 drivers (24V / 1A)	2 drivers (24V / 1A)	
Body color	2 colors: White / Black	2 colors: White / Black	
Software/Printer driver	Printer driver for Windows, Java POS, OPOS, POS for .Net, Linux (CUPS/SDK), Android (SDK), iOS (SDK)	Printer driver for Windows, Java POS, OPOS, POS for .Net, Linux (CUPS/SDK), Android (SDK), iOS (SDK)	

*1 Use recommended thermal papers. *2 Vary according to thermal paper. *3 Excluding protrusion.